

Count: DEMO Region Region: All Regions

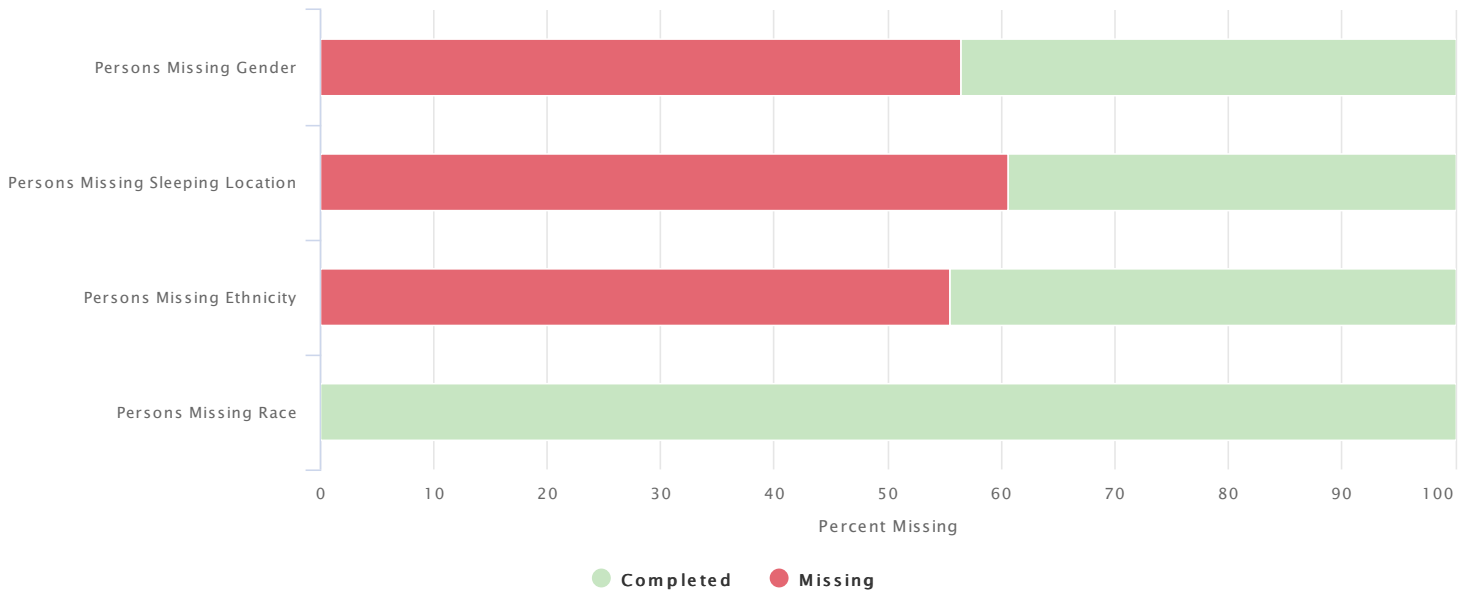
Summary

Totals

Total Persons	406
Number of Adults (18+)	212
Number of Children (Under 18)	39
Number of Persons with Unknown Age	155

Data Quality Checks

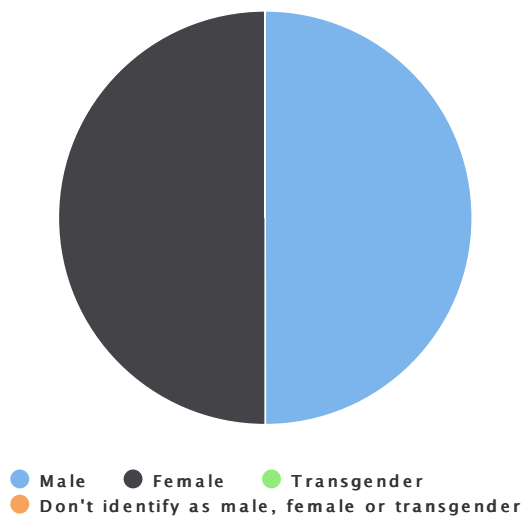
Persons Missing Sleeping Location	246
Persons Missing Gender	229
Persons Missing Ethnicity	225
Persons Missing Race	0



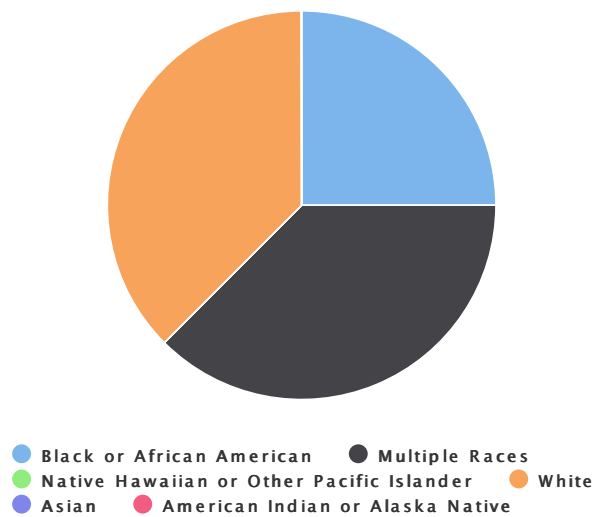
Households with at least 1 adult and 1 child

Total Number of Households	8
Total Number of Persons	19
Persons under age 18	9
Persons aged 18-24	4
Persons over age 24	6
Gender (adults and children)	
Female	5
Male	5
Transgender	0
Don't identify as male, female or transgender	0
Ethnicity (adults and children)	
Non-Hispanic/Non-Latino	4
Hispanic/Latino	2
Race	
White	3
Black or African American	2
Asian	0
American Indian or Alaska Native	0
Native Hawaiian or Other Pacific Islander	0
Multiple Races	3
Chronically Homeless	
Total number of households	0
Total number of persons	0

Gender (adults and children)



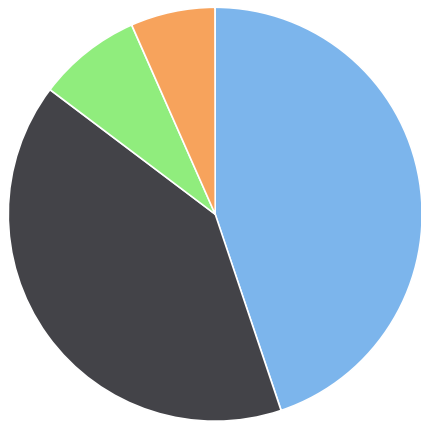
Race



Households without Children

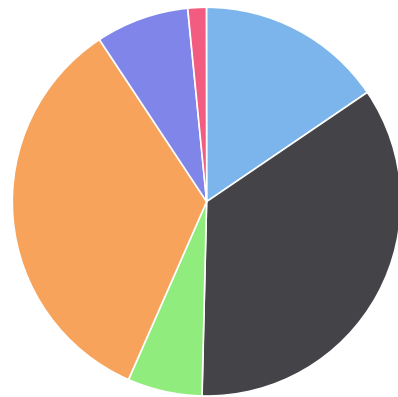
Total number of Households	194
Total Number of Persons	201
Persons aged 18-24	31
Persons over age 24	170
Gender (adults and children)	
Female	55
Male	61
Transgender	11
Don't identify as male, female or transgender	9
Ethnicity (adults and children)	
Non-Hispanic/Non-Latino	74
Hispanic/Latino	33
Race	
White	44
Black or African American	20
Asian	10
American Indian or Alaska Native	2
Native Hawaiian or Other Pacific Islander	8
Multiple Races	45
Chronically Homeless	
Total number of persons	41

Gender (adults and children)



● Male
 ● Female
 ● Transgender
● Don't identify as male, female or transgender

Race

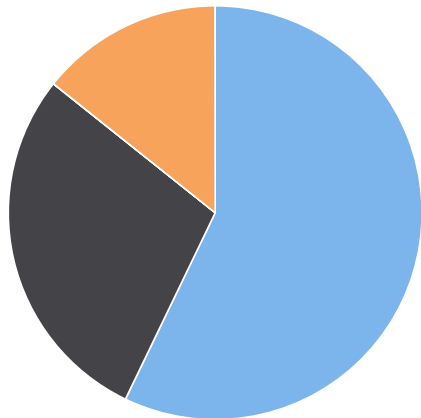


● Black or African American
 ● Multiple Races
● Native Hawaiian or Other Pacific Islander
 ● White
● Asian
 ● American Indian or Alaska Native

Households with only Children (Under age 18)

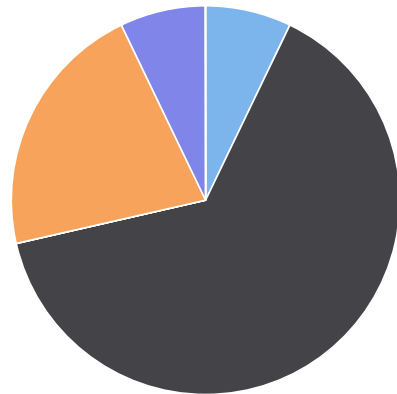
Total Number of Households	28
Total Number of Children	29
Gender	
Female	4
Male	8
Transgender	0
Don't identify as male, female or transgender	2
Ethnicity	
Non-Hispanic/Non-Latino	4
Hispanic/Latino	8
Race	
White	3
Black or African American	1
Asian	1
American Indian or Alaska Native	0
Native Hawaiian or Other Pacific Islander	0
Multiple Races	9
Chronically Homeless	
Total number of persons	4

Gender



● Male
 ● Female
 ● Transgender
● Don't identify as male, female or transgender

Race




● Black or African American
 ● Multiple Races
● Native Hawaiian or Other Pacific Islander
 ● White
● Asian
 ● American Indian or Alaska Native

Veteran Households with at Least One Adult and One Child

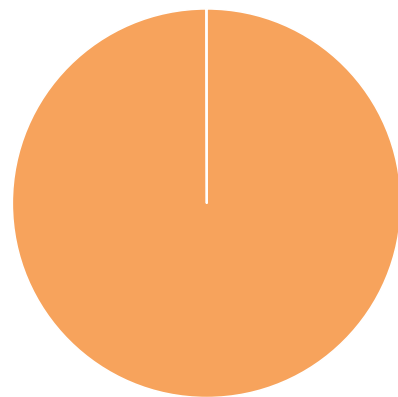
Total Number of Households	1
Total Number of Persons	2
Total Number of Veterans	1
Gender (veterans only)	
Female	1
Male	0
Transgender	0
Don't identify as male, female or transgender	0
Ethnicity (veterans only)	
Non-Hispanic/Non-Latino	1
Hispanic/Latino	0
Race (veterans only)	
White	1
Black or African American	0
Asian	0
American Indian or Alaska Native	0
Native Hawaiian or Other Pacific Islander	0
Multiple Races	0
Chronically Homeless	
Total number of households	0
Total number of persons	0

Gender (veterans only)



● Male
 ● Female
 ● Transgender
● Don't identify as male, female or transgender

Race (veterans only)

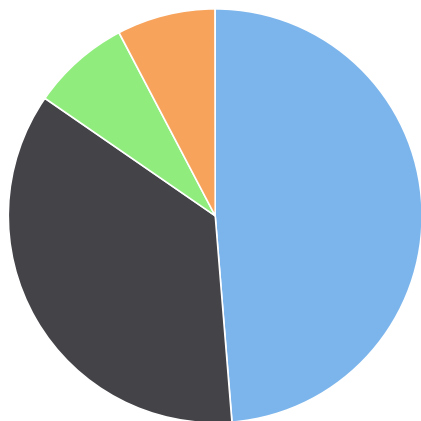


● Black or African American
 ● Multiple Races
● Native Hawaiian or Other Pacific Islander
 ● White
● Asian
 ● American Indian or Alaska Native

Veteran Households without Children

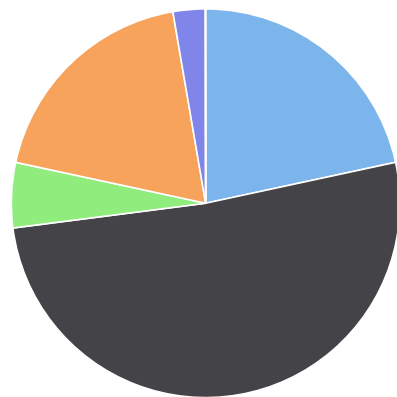
Total number of households	41
Total number of persons	42
Total number of veterans	42
Gender (veterans only)	
Female	14
Male	19
Transgender	3
Don't identify as male, female or transgender	3
Ethnicity (veterans only)	
Non-Hispanic/Non-Latino	21
Hispanic/Latino	15
Race (veterans only)	
White	7
Black or African American	8
Asian	1
American Indian or Alaska Native	0
Native Hawaiian or Other Pacific Islander	2
Multiple Races	19
Chronically Homeless	
Total number of households	21
Total number of persons	22

Gender (veterans only)



● Male
 ● Female
 ● Transgender
● Don't identify as male, female or transgender

Race (veterans only)

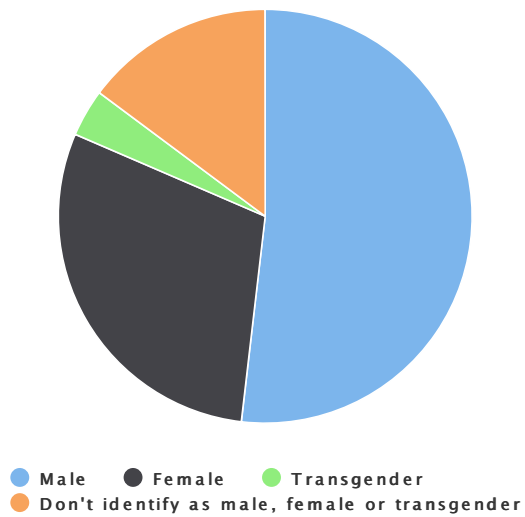


● Black or African American
 ● Multiple Races
● Native Hawaiian or Other Pacific Islander
 ● White
● Asian
 ● American Indian or Alaska Native

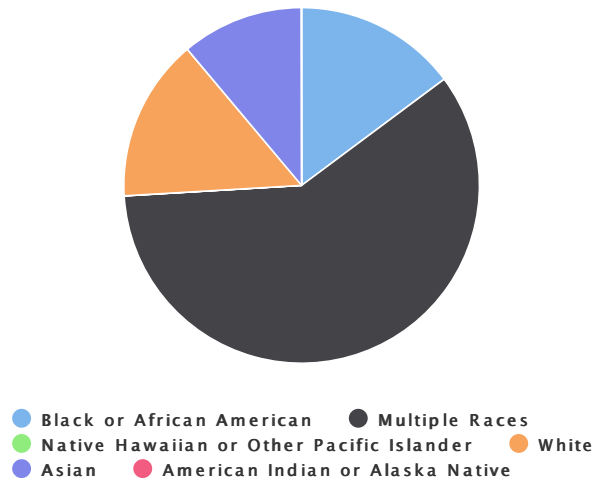
Unaccompanied Youth Households

Total Number of Households	53
Total Number of Persons	54
Number of unaccompanied children (Under 18)	0
Number of unaccompanied young adults (18-24)	29
Gender (unaccompanied youth only)	
Female	8
Male	14
Transgender	1
Don't identify as male, female or transgender	4
Ethnicity (youth parents and unaccompanied youth only)	
Non-Hispanic/Non-Latino	11
Hispanic/Lation	11
Race (youth parents and unaccompanied youth only)	
White	4
Black or African American	4
Asian	3
American Indian or Alaska Native	0
Native Hawaiian or Other Pacific Islander	0
Multiple Races	16
Chronically Homeless	
Total number of persons	0

Gender (unaccompanied youth only)



Race (youth parents and unaccompanied youth only)



Parenting Youth Households

Total number of parenting youth households	6
Total number of persons in parenting youth households	9
Number of parenting youth (youth parents only)	2
Number of parenting youth (Under 18)	0
Number of parenting youth (18-24)	2
Number of children with parenting youth (children under age 13 with parents under age 25)	7

Gender (youth parents only)

Female	0
Male	0
Transgender	0
Don't identify as male, female or transgender	0

Ethnicity (youth parents only)

Non-Hispanic/Non-Latino	0
Hispanic/Lation	0

Race (youth parents only)

White	0
Black or African American	0
Asian	0
American Indian or Alaska Native	0
Native Hawaiian or Other Pacific Islander	0
Multiple Races	0

Chronically Homeless

Total number of households	0
Total number of persons	0

Homeless Subpopulations

Adults with a Serious Mental Illness	14
Adults with a Substance Use Disorder	45
Adults with HIV/AIDS	20
Victims of Domestic Violence	31

